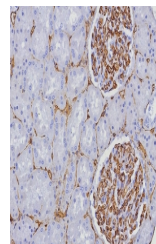


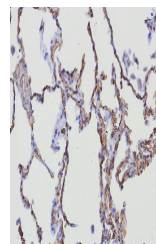
Product Datasheet

CD34 Antibody (orb1824200)

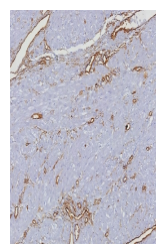
Description	CD34 (also named myeloid progenitor cell antigen) is a heavily glycosylated type I transmembrane pro...
Species/Host	Rabbit
Reactivity	Human
Conjugation	Unconjugated
Tested Applications	IHC-P
Immunogen	Recombinant full-length human HPCA1 protein was used as the immunogen for the CD34 antibody.
Storage	Aliquot the CD34 antibody and store frozen at -20°C or colder. Avoid repeated freeze-thaw cycles.
Note	For research use only
Formula	1 mg/ml in 1X PBS; BSA free, sodium azide free
Isotype	Rabbit IgG, kappa
Clonality	Recombinant
Uniprot ID	P28906
Hazard Information	This CD34 antibody is available for research use only.
Dilution Range	Immunohistochemistry (FFPE): 1-2ug/ml for 30 min at RT
Expiration Date	12 months from date of receipt.



IHC staining of FFPE human kidney tissue...



IHC staining of FFPE human lung tissue w...



IHC staining of FFPE human uterus tissue...