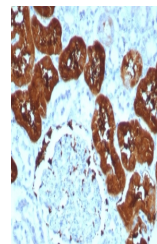


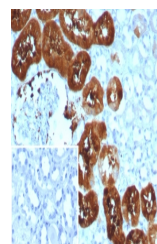
Product Datasheet

FABP1 Antibody (orb1823975)

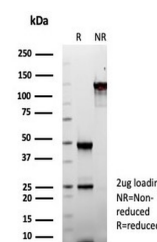
Description	Fatty acid-binding proteins, designated FABPs, are a family of homologous cytoplasmic proteins that ...
Species/Host	Rabbit
Reactivity	Human
Conjugation	Unconjugated
Tested Applications	IHC-P
Immunogen	A recombinant partial protein sequence (within amino acids 1-127) from the human protein was used as the immunogen for the Fatty Acid Binding Protein 1 antibody.
Storage	Aliquot the Fatty Acid Binding Protein 1 antibody and store frozen at -20°C or colder. Avoid repeated freeze-thaw cycles.
Note	For research use only
Formula	1 mg/ml in 1X PBS; BSA free, sodium azide free
Isotype	Rabbit IgG, kappa
Clonality	Recombinant
Uniprot ID	P07148
Hazard Information	This Fatty Acid Binding Protein 1 antibody is available for research use only.
Dilution Range	Immunohistochemistry (FFPE): 1-2ug/ml for 30 min at RT
Expiration Date	12 months from date of receipt.



IHC staining of FFPE human kidney tissue...



IHC staining of FFPE human kidney tissue...



SDS-PAGE analysis of purified, BSA-free ...