

## Product Datasheet

# ZXDC Antibody / ZXD-like zinc finger protein (orb1823649)

**Description** ZXDC cooperates with CIITA to promote transcription of MHC class I and MHC class II genes [UniProt].

**Species/Host** Mouse

**Reactivity** Human

**Conjugation** Unconjugated

**Tested Applications** FACS, IF, IHC-P

**Immunogen** Recombinant full-length human ZXDC protein was used as the immunogen for the ZXDC antibody.

**Storage** Aliquot the ZXDC antibody and store frozen at -20°C or colder. Avoid repeated freeze-thaw cycles.

**Note** For research use only

**Formula** 0.2 mg/ml in 1X PBS with 0.1 mg/ml BSA (US sourced), 0.05% sodium azide

**Isotype** Mouse IgG1

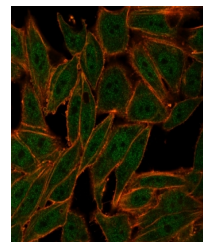
**Clonality** Monoclonal

**Uniprot ID** [Q2QGD7](#)

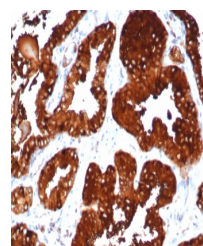
**Hazard Information** This ZXDC antibody is available for research use only.

**Dilution Range** Flow cytometry: 1-2ug/million cells, Immunofluorescence: 1-2ug/ml, Immunohistochemistry (FFPE): 1-2ug/ml for 30 min at RT

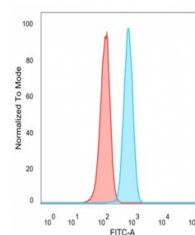
**Expiration Date** 12 months from date of receipt.



Immunofluorescent staining of PFA-fixed ...



IHC staining of FFPE human prostate tiss...



Flow cytometry testing of PFA-fixed huma...