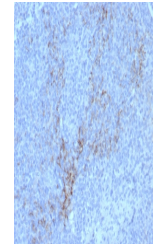



Product Datasheet

CD10 Antibody / Neprilysin (orb1823564)

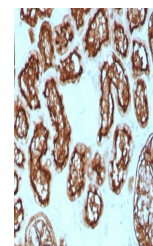
Description	Recognizes a 100kDa glycoprotein, identified as CD10, also known as Common Acute Lymphocytic Leukemi...
Species/Host	Mouse
Reactivity	Human
Conjugation	Unconjugated
Tested Applications	IHC-P
Immunogen	A recombinant human CD10 protein fragment (within amino acids 54-181) was used as the immunogen for the CD10 antibody.
Storage	Aliquot the CD10 antibody and store frozen at -20°C or colder. Avoid repeated freeze-thaw cycles.
Note	For research use only
Formula	1 mg/ml in 1X PBS; BSA free, sodium azide free
Isotype	Mouse IgG1, kappa
Clonality	Recombinant
Uniprot ID	P08473
Hazard Information	This CD10 antibody is available for research use only.
Dilution Range	Immunohistochemistry (FFPE): 1-2ug/ml for 30 min at RT
Expiration Date	12 months from date of receipt.



IHC staining of FFPE human lymph node ti...



SDS-PAGE analysis of purified, BSA-free ...



IHC staining of FFPE human kidney tissue...