


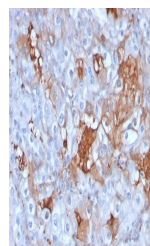
Product Datasheet

K-Cadherin Antibody / CDH6 (orb1823372)

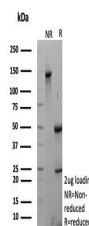
Description	This gene encodes a type II classical cadherin from the cadherin superfamily. The encoded membrane p...
Species/Host	Mouse
Reactivity	Human
Conjugation	Unconjugated
Tested Applications	IHC-P
Immunogen	A recombinant partial protein sequence (within amino acids 250-450) from the human protein was used as the immunogen for the Cadherin 6 antibody.
Storage	Aliquot the Cadherin 6 antibody and store frozen at -20°C or colder. Avoid repeated freeze-thaw cycles.
Note	For research use only
Formula	1 mg/ml in 1X PBS; BSA free, sodium azide free
Isotype	Mouse IgG2b, kappa
Clonality	Monoclonal
Uniprot ID	P55285
Hazard Information	This Cadherin 6 antibody is available for research use only.
Dilution Range	Immunohistochemistry (FFPE): 1-2ug/ml for 30 min at RT
Expiration Date	12 months from date of receipt.



Analysis of a HuProt (TM) microarray con...



IHC staining of FFPE human renal cell ca...



SDS-PAGE analysis of purified, BSA-free ...