

Product Datasheet

**TCF7 Antibody / Transcription Factor 7
(orb1823337)**

Description

Transcriptional activator involved in T-cell


Species/Host

Mouse

Reactivity

Human

Conjugation

Unconjugated

Tested Applications

IHC-P

IHC staining of FFPE human lymph node ti...

Immunogen

A recombinant partial protein sequence (within amino acids 200-400) from the human protein was used as the immunogen for the TCF7 antibody.

Storage

Aliquot the TCF7 antibody and store frozen at -20°C or colder. Avoid repeated freeze-thaw cycles.

Note

For research use only

Formula

0.2 mg/ml in 1X PBS with 0.1 mg/ml BSA (US sourced), 0.05% sodium azide

Isotype

Mouse IgG2, kappa

Clonality

Monoclonal

Uniprot ID
P36402
Hazard Information

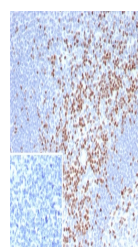
This TCF7 antibody is available for research use only.

Dilution Range

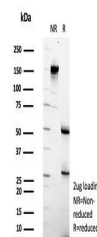
Immunohistochemistry (FFPE): 1-2ug/ml for 30 min at RT

Expiration Date

12 months from date of receipt.



IHC staining of FFPE human tonsil tissue...



SDS-PAGE analysis of purified, BSA-free ...