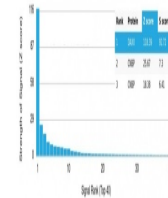


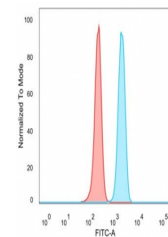
## Product Datasheet

### Daxx Antibody (orb1823190)

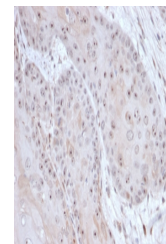
<b>Description</b>	This gene encodes a multifunctional protein that resides in multiple locations in the nucleus and in...
<b>Species/Host</b>	Mouse
<b>Reactivity</b>	Human
<b>Conjugation</b>	Unconjugated
<b>Tested Applications</b>	FACS, IHC-P
<b>Immunogen</b>	Recombinant full-length human protein was used as the immunogen for the Death domain associated protein 6 antibody.
<b>Storage</b>	Aliquot the Death domain associated protein 6 antibody and store frozen at -20°C or colder. Avoid repeated freeze-thaw cycles.
<b>Note</b>	For research use only
<b>Formula</b>	0.2 mg/ml in 1X PBS with 0.1 mg/ml BSA (US sourced), 0.05% sodium azide
<b>Isotype</b>	Mouse IgG2b
<b>Clonality</b>	Monoclonal
<b>Uniprot ID</b>	<b>Q9UER7</b>
<b>Hazard Information</b>	This Death domain associated protein 6 antibody is available for research use only.
<b>Dilution Range</b>	Flow cytometry: 1-2ug/million cells, Immunohistochemistry (FFPE): 1-2ug/ml for 30 min at RT
<b>Expiration Date</b>	12 months from date of receipt.



Analysis of a HuProt (TM) microarray con...



Flow cytometry testing of PFA-fixed huma...



IHC staining of FFPE human tumor of unkn...