


---

## Product Datasheet

**IRF4 Antibody / Interferon regulatory factor 4 /  
MUM-1 (orb1823116)**

**Description**

Interferon regulatory factor 4 (IRF4), also called



nucl...

**Species/Host**

Rabbit

**Reactivity**

Human

**Conjugation**

Unconjugated

**Tested Applications**

IHC-P

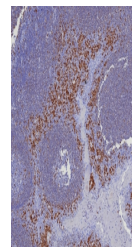
IHC staining of FFPE human tonsil tissue...

**Immunogen**

A recombinant partial protein sequence from the C-terminal region of the human protein was used as the immunogen for the IRF4 antibody.

**Storage**

Aliquot the IRF4 antibody and store frozen at -20°C or colder. Avoid repeated freeze-thaw cycles.



**Note**

For research use only

**Formula**

0.2 mg/ml in 1X PBS with 0.1 mg/ml BSA (US sourced), 0.05% sodium azide

**Isotype**

Rabbit IgG, kappa

IHC staining of FFPE human tonsil tissue...

**Clonality**

Recombinant

**Uniprot ID**

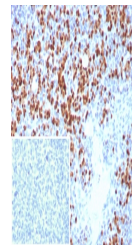
**Q15306**

**Hazard Information**

This IRF4 antibody is available for research use only.

**Dilution Range**

Immunohistochemistry (FFPE): 1-2ug/ml for 30 min at RT



**Expiration Date**

12 months from date of receipt.

IHC staining of FFPE human tonsil tissue...