Product Datasheet

CD73 Antibody (orb1823084)

Description	CD73 is a membrane-bound extracellular enzyme overexpressed in several cancer types. Its expression ...
Species/Host	Mouse
Reactivity	Human
Conjugation	Unconjugated
Tested Applications	IHC-P
Immunogen	Recombinant full-length human protein was used as the immunogen for the CD73 antibody.
Storage	Aliquot the CD73 antibody and store frozen at -20°C or colder. Avoid repeated freeze-thaw cycles.
Note	For research use only
Formula	1 mg/ml in 1X PBS; BSA free, sodium azide free
Isotype	Mouse IgG1, kappa
Clonality	Monoclonal
Uniprot ID	**P21589**
Hazard Information	This CD73 antibody is available for research use only.
Dilution Range	Immunohistochemistry (FFPE): 1-2ug/ml for 30 min at RT
Expiration Date	12 months from date of receipt.

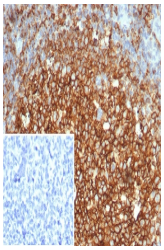

IHC staining of FFPE human tonsil tissue...

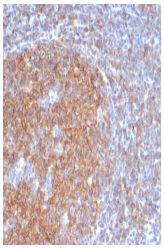

IHC staining of FFPE human tonsil tissue...

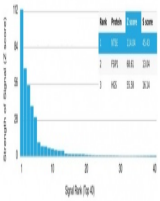

Analysis of a HuProt (TM) microarray con...

Biorbyt Ltd.
7 Signet Court, Swann's Road, Cambridge, CB5 8LA, United Kingdom
Email: **info@biorbyt.com** | Phone: **+44 (0) 1223 859-353** | Fax: +44 (0)1223 280 240

Biorbyt LLC.
68 TW Alexander Drive
Research Triangle Park
Durham, North Carolina
27709. United States
Email: **info@biorbyt.com** | Phone: **+1 (415) 906-5211** | Fax: +1 (415) 651-8558