

---

## Product Datasheet

**NECAB1 Antibody / N-terminal EF-hand calcium binding protein 1 (orb1822858)**

**Description**

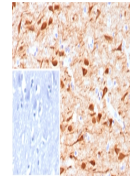
Members of the EF-CBP (N-terminal EF-hand


**Species/Host**

Mouse

**Reactivity**

Human


**Conjugation**

Unconjugated

**Tested Applications**

IHC-P

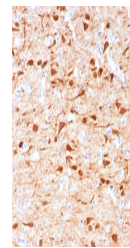
IHC staining of FFPE human brain tissue ...

**Immunogen**

Recombinant human NECAB1 protein was used as the immunogen for the NECAB1 antibody.

**Storage**

Aliquot the NECAB1 antibody and store frozen at -20°C or colder. Avoid repeated freeze-thaw cycles.


**Note**

For research use only

**Formula**

0.2 mg/ml in 1X PBS with 0.1 mg/ml BSA (US sourced), 0.05% sodium azide

**Isotype**

Mouse IgG

IHC staining of FFPE human brain tissue ...

**Clonality**

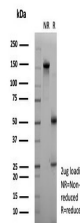
Monoclonal

**Uniprot ID**
**Q8N987**
**Hazard Information**

This NECAB1 antibody is available for research use only.

**Dilution Range**

Immunohistochemistry (FFPE): 1-2ug/ml for 30 min at RT



SDS-PAGE analysis of purified, BSA-free ...

**Expiration Date**

12 months from date of receipt.