
Product Datasheet

NECAB1 Antibody / N-terminal EF-hand calcium binding protein 1 (orb1822854)

Description

Members of the EF-CBP (N-terminal EF-hand



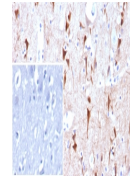
calcium-binding p...

Species/Host

Mouse

Reactivity

Human


Conjugation

Unconjugated

Tested Applications

IHC-P

IHC staining of FFPE human brain tissue ...

Immunogen

Recombinant human NECAB1 protein was used as the immunogen for the NECAB1 antibody.

Storage

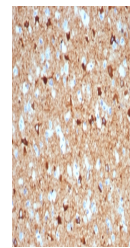
Aliquot the NECAB1 antibody and store frozen at -20°C or colder. Avoid repeated freeze-thaw cycles.

Note

For research use only

Formula

0.2 mg/ml in 1X PBS with 0.1 mg/ml BSA (US sourced), 0.05% sodium azide


Isotype

Mouse IgG

Clonality

Monoclonal

Uniprot ID
Q8N987
Hazard Information

This NECAB1 antibody is available for research use only.

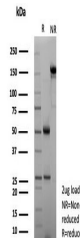
Dilution Range

Immunohistochemistry (FFPE): 1-2ug/ml for 30 min at RT

Expiration Date

12 months from date of receipt.

IHC staining of FFPE human brain tissue ...



SDS-PAGE analysis of purified, BSA-free ...