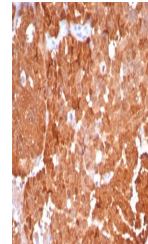


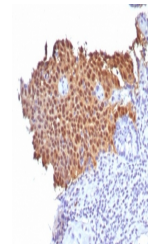
## Product Datasheet

### p16INK4a Antibody / CDKN2A (orb1822782)


<b>Description</b>	p16INK4a is a tumor suppressor protein. It is a specific inhibitor of cdk4/cdk6, and a tumor suppres...
<b>Species/Host</b>	Rabbit
<b>Reactivity</b>	Human
<b>Conjugation</b>	Unconjugated
<b>Tested Applications</b>	IHC-P
<b>Immunogen</b>	Purified recombinant prokaryotic full-length human protein was used as the immunogen for the P16INK4a antibody.
<b>Storage</b>	Aliquot the P16INK4a antibody and store frozen at -20°C or colder. Avoid repeated freeze-thaw cycles.
<b>Note</b>	For research use only
<b>Formula</b>	0.2 mg/ml in 1X PBS with 0.1 mg/ml BSA (US sourced), 0.05% sodium azide
<b>Isotype</b>	Rabbit IgG, kappa
<b>Clonality</b>	Recombinant
<b>Uniprot ID</b>	<a href="#">P42771</a>
<b>Hazard Information</b>	This P16INK4a antibody is available for research use only.
<b>Dilution Range</b>	Immunohistochemistry (FFPE): 1-2ug/ml for 30 min at RT
<b>Expiration Date</b>	12 months from date of receipt.



IHC staining of FFPE human ovarian carcinoma tissue.



IHC staining of FFPE human cervical carcinoma tissue.



SDS-PAGE analysis of purified, BSA-free ...