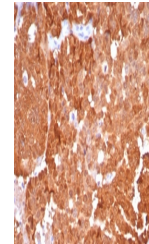


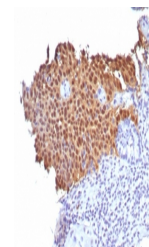
Product Datasheet

p16INK4a Antibody / CDKN2A (orb1822781)


Description	p16INK4a is a tumor suppressor protein. It is a specific inhibitor of cdk4/cdk6, and a tumor suppres...
Species/Host	Rabbit
Reactivity	Human
Conjugation	Unconjugated
Tested Applications	IHC-P
Immunogen	Purified recombinant prokaryotic full-length human protein was used as the immunogen for the P16INK4a antibody.
Storage	Aliquot the P16INK4a antibody and store frozen at -20°C or colder. Avoid repeated freeze-thaw cycles.
Note	For research use only
Formula	1 mg/ml in 1X PBS; BSA free, sodium azide free
Isotype	Rabbit IgG, kappa
Clonality	Recombinant
Uniprot ID	P42771
Hazard Information	This P16INK4a antibody is available for research use only.
Dilution Range	Immunohistochemistry (FFPE): 1-2ug/ml for 30 min at RT
Expiration Date	12 months from date of receipt.



IHC staining of FFPE human ovarian carcinoma tissue.



IHC staining of FFPE human cervical carcinoma tissue.



SDS-PAGE analysis of purified, BSA-free ...