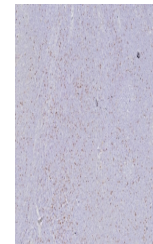


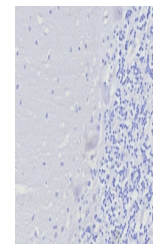
Product Datasheet

FOXP3 Antibody / Scurfin (orb1822617)

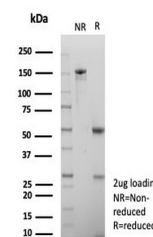
Description	The FOX family of transcription factors is a large group of proteins that share a common DNA binding...
Species/Host	Rabbit
Reactivity	Human
Conjugation	Unconjugated
Tested Applications	IHC-P
Immunogen	A recombinant partial protein sequence (within amino acids 300-431) from the human protein was used as the immunogen for the FOXP3 antibody.
Storage	Aliquot the FOXP3 antibody and store frozen at -20°C or colder. Avoid repeated freeze-thaw cycles.
Note	For research use only
Formula	0.2 mg/ml in 1X PBS with 0.1 mg/ml BSA (US sourced), 0.05% sodium azide
Isotype	Rabbit IgG, kappa
Clonality	Recombinant
Uniprot ID	Q9BZS1
Hazard Information	This FOXP3 antibody is available for research use only.
Dilution Range	Immunohistochemistry (FFPE): 1-2ug/ml for 30 min at RT
Expiration Date	12 months from date of receipt.



IHC staining of FFPE human tonsil tissue...



Negative control: IHC testing of FFPE hu...



SDS-PAGE analysis of purified, BSA-free ...