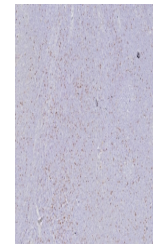


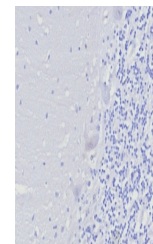
## Product Datasheet

### FOXP3 Antibody / Scurfin (orb1822616)

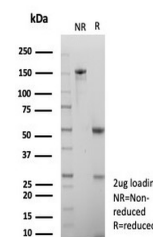
<b>Description</b>	The FOX family of transcription factors is a large group of proteins that share a common DNA binding...
<b>Species/Host</b>	Rabbit
<b>Reactivity</b>	Human
<b>Conjugation</b>	Unconjugated
<b>Tested Applications</b>	IHC-P
<b>Immunogen</b>	A recombinant partial protein sequence (within amino acids 300-431) from the human protein was used as the immunogen for the FOXP3 antibody.
<b>Storage</b>	Aliquot the FOXP3 antibody and store frozen at -20°C or colder. Avoid repeated freeze-thaw cycles.
<b>Note</b>	For research use only
<b>Formula</b>	1 mg/ml in 1X PBS; BSA free, sodium azide free
<b>Isotype</b>	Rabbit IgG, kappa
<b>Clonality</b>	Recombinant
<b>Uniprot ID</b>	<b>Q9BZS1</b>
<b>Hazard Information</b>	This FOXP3 antibody is available for research use only.
<b>Dilution Range</b>	Immunohistochemistry (FFPE): 1-2ug/ml for 30 min at RT
<b>Expiration Date</b>	12 months from date of receipt.



IHC staining of FFPE human tonsil tissue...



Negative control: IHC testing of FFPE hu...



SDS-PAGE analysis of purified, BSA-free ...