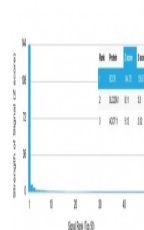


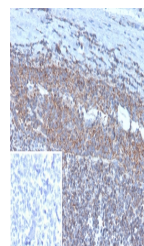
Product Datasheet

BCOR Antibody / BCL-6 corepressor (orb1822608)

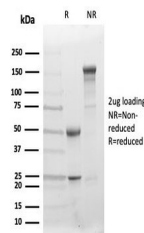
Description	Bcl-6, a transcriptional repressor, can promote or inhibit apoptosis depending on the cell type and ...
Species/Host	Mouse
Reactivity	Human
Conjugation	Unconjugated
Tested Applications	IHC-P
Immunogen	A recombinant partial protein sequence (within amino acids 100-400) from the human protein was used as the immunogen for the BCOR antibody.
Storage	Aliquot the BCOR antibody and store frozen at -20°C or colder. Avoid repeated freeze-thaw cycles.
Note	For research use only
Formula	0.2 mg/ml in 1X PBS with 0.1 mg/ml BSA (US sourced), 0.05% sodium azide
Isotype	Mouse IgG2, kappa
Clonality	Monoclonal
Uniprot ID	Q6W2J9
Hazard Information	This BCOR antibody is available for research use only.
Dilution Range	Immunohistochemistry (FFPE): 1-2ug/ml for 30 min at RT
Expiration Date	12 months from date of receipt.



Analysis of a HuProt (TM) microarray con...



IHC staining of FFPE human tonsil tissue...



SDS-PAGE analysis of purified, BSA-free ...