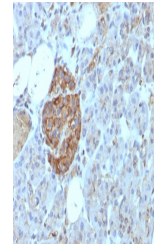


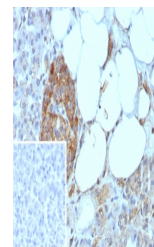
## Product Datasheet

### CD99 Antibody / MIC2 (orb1822531)

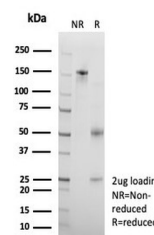
<b>Description</b>	Recognizes a sialoglycoprotein of 27-32kDa, identified as CD99, or MIC2 gene product, or E2 antigen....
<b>Species/Host</b>	Mouse
<b>Reactivity</b>	Human
<b>Conjugation</b>	Unconjugated
<b>Tested Applications</b>	IHC-P
<b>Immunogen</b>	A recombinant partial protein sequence (within amino acids 1-185) from the human protein was used as the immunogen for the CD99 antibody.
<b>Storage</b>	Aliquot the CD99 antibody and store frozen at -20°C or colder. Avoid repeated freeze-thaw cycles.
<b>Note</b>	For research use only
<b>Formula</b>	0.2 mg/ml in 1X PBS with 0.1 mg/ml BSA (US sourced), 0.05% sodium azide
<b>Isotype</b>	Mouse IgM
<b>Clonality</b>	Recombinant
<b>Uniprot ID</b>	<b>P14209</b>
<b>Hazard Information</b>	This CD99 antibody is available for research use only.
<b>Dilution Range</b>	Immunohistochemistry (FFPE): 1-2ug/ml for 30 min at RT
<b>Expiration Date</b>	12 months from date of receipt.



IHC staining of FFPE human pancreas tiss...



IHC staining of FFPE human pancreas tiss...



SDS-PAGE analysis of purified, BSA-free ...