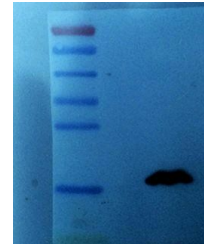


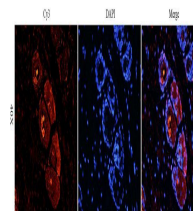
## Product Datasheet

### VEGF165 antibody (orb181784)

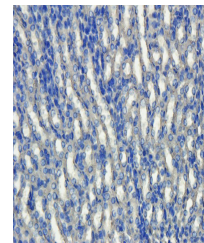
<b>Description</b>	VEGF165 antibody
<b>Species/Host</b>	Rabbit
<b>Reactivity</b>	Mouse, Porcine, Rat
<b>Conjugation</b>	Unconjugated
<b>Tested Applications</b>	ELISA, ICC, IF, IHC-P, WB
<b>Immunogen</b>	Recombinant Vegf 165 protein (orb178366) was used as immunogen.
<b>Target</b>	VEGF165
<b>Form/Appearance</b>	10 mM PBS, 0.02% sodium azide
<b>Concentration</b>	- 100 µg (in 200 µl): 0.5 mg/ml- 200 µg (in 400 µl): 0.5 mg/ml
<b>Note</b>	For research use only
<b>Isotype</b>	IgG
<b>Clonality</b>	Polyclonal
<b>Purity</b>	Polyclonal antibodies are purified by peptide affinity chromatography
<b>MW</b>	23 kDa
<b>Dilution Range</b>	WB: 1:100, IHC: 1:500, IF/ICC: 1:200
<b>Expiration Date</b>	12 months from date of receipt.



Western blot analysis of rat large intes...



IF analysis of rat skin tissue using veg...



Immunohistochemical staining of pig larg...