

Product Datasheet

Donkey Anti-Rabbit IgG H&L, BF647 conjugated (orb1817041)

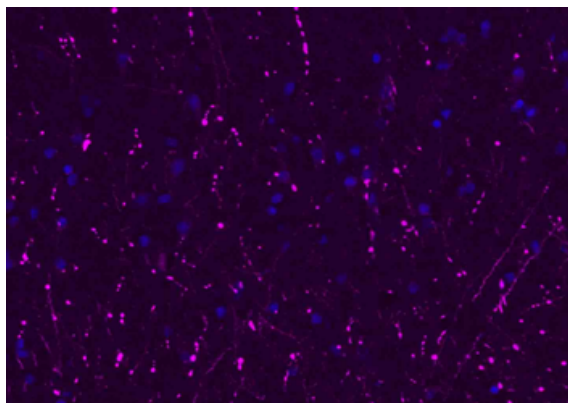
Description	Donkey Anti-Rabbit IgG H&L, BF647 conjugated
Species/Host	Donkey
Reactivity	Rabbit
Conjugation	BF647
Tested Applications	FC, IF
Immunogen	Native rabbit IgG
Preservatives	10 mM TBS (pH=7.4) with 1% rAlbumin, 0.03% Proclin300 and 50% glycerol.
Concentration	2.0 mg/ml
Storage	Store at -20°C for one year. Avoid repeated freeze/thaw cycles.
Note	For research use only
Isotype	IgG
Clonality	Polyclonal
Dilution Range	IF=1:100-1000, Flow-Cyt=1:100-1000
Expiration Date	12 months from date of receipt.

Biorbyt Ltd.

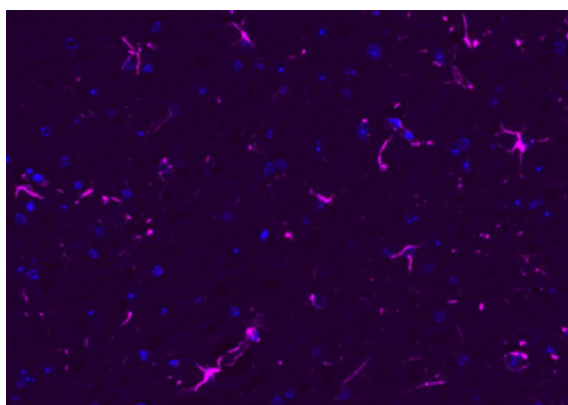
7 Signet Court, Swann's Road,
Cambridge, CB5 8LA, United Kingdom
Email: info@biorbyt.com, support@biorbyt.com
Phone: [+44 \(0\) 1223 859-353](tel:+44(0)1223859353) | Fax: [+1 \(415\) 651-8558](tel:+1(415)6518558)

Biorbyt LLC.

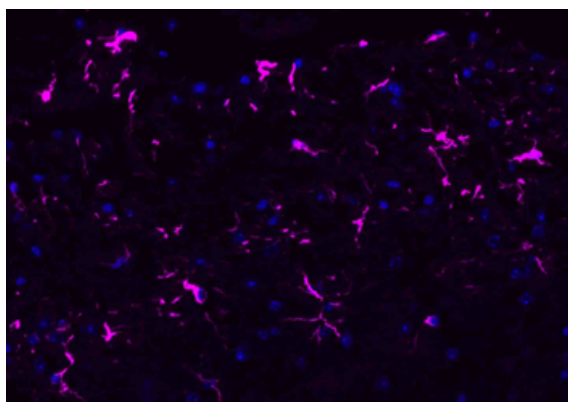
68 TW Alexander Drive,
Durham, NC, 27713, United States
Email: info@biorbyt.com, support@biorbyt.com
Phone: [+1 \(415\) 906-5211](tel:+1(415)9065211) | Fax: [+1 \(415\) 651-8558](tel:+1(415)6518558)



Paraformaldehyde-fixed, paraffin embedded (human brain), Antigen retrieval by boiling in sodium citrate buffer (pH6.0) for 15 min, Blocking buffer (normal goat serum) at 37°C for 30 min, Antibody incubation with (GFAP) Polyclonal Antibody, Unconjugated (orb500829) at 1:200 overnight at 4°C, followed by a conjugated Goat Anti-Rabbit IgG antibody (orb1817041) for 90 minutes, and DAPI for nuclei staining.



Paraformaldehyde-fixed, paraffin embedded (mouse brain), Antigen retrieval by boiling in sodium citrate buffer (pH6.0) for 15 min, Blocking buffer (normal goat serum) at 37°C for 30 min, Antibody incubation with (GFAP) Polyclonal Antibody, Unconjugated (orb500829) at 1:200 overnight at 4°C, followed by a conjugated Goat Anti-Rabbit IgG antibody (orb1817041) for 90 minutes, and DAPI for nuclei staining.



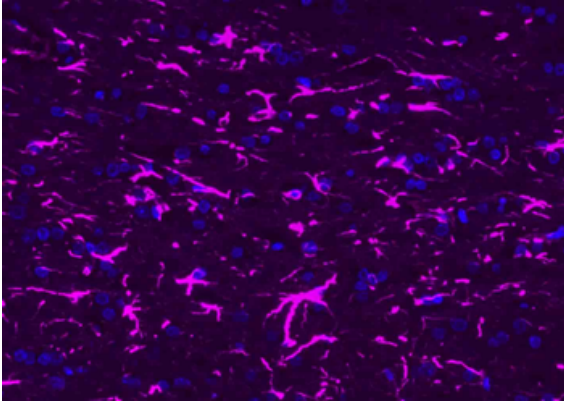
Paraformaldehyde-fixed, paraffin embedded (mouse cerebellum), Antigen retrieval by boiling in sodium citrate buffer (pH6.0) for 15 min, Blocking buffer (normal goat serum) at 37°C for 30 min, Antibody incubation with (GFAP) Polyclonal Antibody, Unconjugated (orb500829) at 1:200 overnight at 4°C, followed by a conjugated Goat Anti-Rabbit IgG antibody (orb1817041) for 90 minutes, and DAPI for nuclei staining.

Biorbyt Ltd.

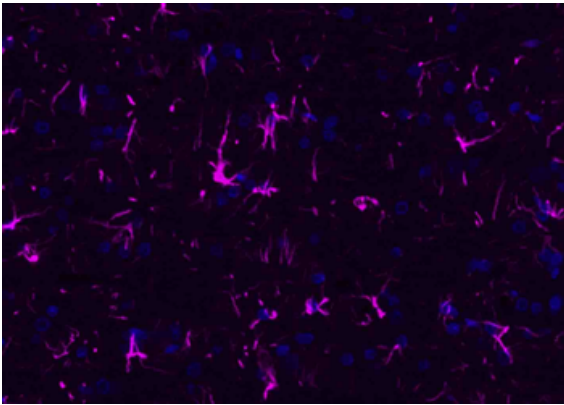
7 Signet Court, Swann's Road,
Cambridge, CB5 8LA, United Kingdom
Email: info@biorbyt.com, support@biorbyt.com
Phone: [+44 \(0\) 1223 859-353](tel:+44(0)1223859353) | Fax: [+1 \(415\) 651-8558](tel:+1(415)6518558)

Biorbyt LLC.

68 TW Alexander Drive,
Durham, NC, 27713, United States
Email: info@biorbyt.com, support@biorbyt.com
Phone: [+1 \(415\) 906-5211](tel:+1(415)9065211) | Fax: [+1 \(415\) 651-8558](tel:+1(415)6518558)



Paraformaldehyde-fixed, paraffin embedded (rat brain), Antigen retrieval by boiling in sodium citrate buffer (pH6.0) for 15 min, Blocking buffer (normal goat serum) at 37°C for 30 min, Antibody incubation with (GFAP) Polyclonal Antibody, Unconjugated (orb500829) at 1:200 overnight at 4°C, followed by a conjugated Goat Anti-Rabbit IgG antibody (orb1817041) for 90 minutes, and DAPI for nuclei staining.



Paraformaldehyde-fixed, paraffin embedded (rat cerebellum), Antigen retrieval by boiling in sodium citrate buffer (pH6.0) for 15 min, Blocking buffer (normal goat serum) at 37°C for 30 min, Antibody incubation with (GFAP) Polyclonal Antibody, Unconjugated (orb500829) at 1:200 overnight at 4°C, followed by a conjugated Goat Anti-Rabbit IgG antibody (orb1817041) for 90 minutes, and DAPI for nuclei staining.

Biorbyt Ltd.

7 Signet Court, Swann's Road,
Cambridge, CB5 8LA, United Kingdom
Email: info@biorbyt.com, support@biorbyt.com
Phone: [+44 \(0\) 1223 859-353](tel:+44(0)1223859353) | Fax: [+1 \(415\) 651-8558](tel:+1(415)6518558)

Biorbyt LLC.

68 TW Alexander Drive,
Durham, NC, 27713, United States
Email: info@biorbyt.com, support@biorbyt.com
Phone: [+1 \(415\) 906-5211](tel:+1(415)9065211) | Fax: [+1 \(415\) 651-8558](tel:+1(415)6518558)