

Product Datasheet

HSP60/HSPD1 Antibody (orb18084)

Description

HSP60/HSPD1 Antibody

Species/Host

Rabbit

Reactivity

Human, Mouse, Rat

Conjugation

Unconjugated

Tested

FC, ICC, IF, IHC, WB

Applications

Immunogen

A synthetic peptide corresponding to a sequence at the C-terminus of rat HSP60 (503-516aa YDAMLGDFVNMVEK), different from the related human sequence by one amino acid.

Form/Appearance

Lyophilized

Concentration

Adding 0.2 ml of distilled water will yield a concentration of 500 µg/ml.

Storage

Store at -20°C for one year from date of receipt. After reconstitution, at 4°C for one month. It can also be aliquotted and stored frozen at -20°C for six months. Avoid repeated freeze-thaw cycles.

Note

For research use only

Application notes

Tested Species: In-house tested species with positive results. Predicted Species: Species predicted to be fit for the product based on sequence similarities. By Heat: Boiling the paraffin sections in 10mM citrate buffer, pH6.0, for 20mins is required for the staining of formalin/paraffin sections. Other applications have not been tested. Optimal dilutions should be determined by end users. . Add 0.2ml of distilled water will yield a concentration of 500ug/ml.

Isotype

Rabbit IgG

Clonality

Polyclonal

MW

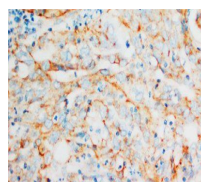

60955 MW

Uniprot ID

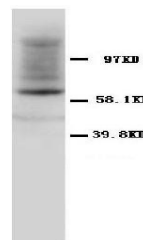
[P63039](#)

Expiration Date

12 months from date of receipt.



Immunohistochemical analysis of paraffin...



Western Blot analysis of Hela cell lysat...