
Product Datasheet

Adiponectin/ADIPOQ Antibody (orb180709)

Description

Adiponectin/ADIPOQ Antibody

Species/Host

Rabbit

Reactivity

Mouse, Rat

Conjugation

Unconjugated

Tested Applications

IHC, WB

Immunogen

E.coli-derived rat Adiponectin recombinant protein (Position: I19-N244). Rat Adiponectin shares 90% amino acid (aa) sequence identity with mouse Adiponectin.

Form/Appearance

Lyophilized

Concentration

Adding 0.2 ml of distilled water will yield a concentration of 500 µg/ml.

Storage

Store at -20°C for one year from date of receipt. After reconstitution, at 4°C for one month. It can also be aliquotted and stored frozen at -20°C for six months. Avoid repeated freeze-thaw cycles.

Note

For research use only

Application notes

Tested Species: In-house tested species with positive results. By Heat: Boiling the paraffin sections in 10mM citrate buffer, pH6.0, for 20mins is required for the staining of formalin/paraffin sections. Other applications have not been tested. Optimal dilutions should be determined by end users. . Add 0.2ml of distilled water will yield a concentration of 500ug/ml.

Isotype

Rabbit IgG

Clonality

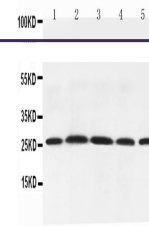
Polyclonal

MW

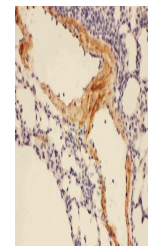
26410 MW

Uniprot ID
[Q8K3R4](#)
Expiration Date

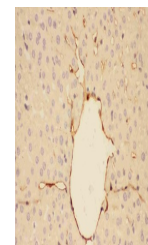
12 months from date of receipt.



WB analysis of Adiponectin using anti-Ad...



IHC analysis of Adiponectin using anti-A...



IHC analysis of Adiponectin using anti-A...