
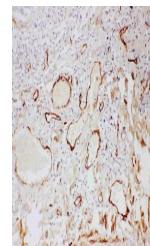

Product Datasheet

Adiponectin/ADIPOQ Antibody (orb180699)

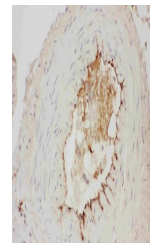
Description	Adiponectin/ADIPOQ Antibody
Species/Host	Rabbit
Reactivity	Human
Conjugation	Unconjugated
Tested Applications	IHC, WB
Immunogen	E.coli-derived human adiponectin recombinant protein (Position: E19-N244). Human adiponectin shares 85% amino acid (aa) sequence identity with mouse adiponectin.
Form/Appearance	Lyophilized
Concentration	Adding 0.2 ml of distilled water will yield a concentration of 500 µg/ml.
Storage	Store at -20°C for one year from date of receipt. After reconstitution, at 4°C for one month. It can also be aliquotted and stored frozen at -20°C for six months. Avoid repeated freeze-thaw cycles.
Note	For research use only
Application notes	WB: The detection limit for Adiponectin is approximately 1ng/lane under reducing conditions. Tested Species: In-house tested species with positive results. By Heat: Boiling the paraffin sections in 10mM citrate buffer, pH6.0, for 20mins is required for the staining of formalin/paraffin sections. Other applications have not been tested. Optimal dilutions should be determined by end users. . Add 0.2ml of distilled water will yield a concentration of 500ug/ml.
Isotype	Rabbit IgG
Clonality	Polyclonal
MW	26414 MW
Uniprot ID	Q15848
Expiration Date	12 months from date of receipt.



WB analysis of Adiponectin using anti-Ad...



IHC analysis of Adiponectin using anti-A...



IHC analysis of Adiponectin using anti-A...