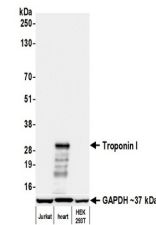


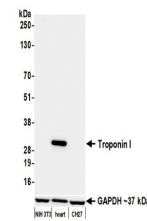
## Product Datasheet

### Troponin I Antibody (orb1806455)

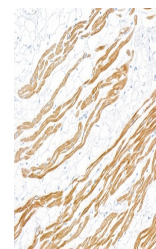
<b>Description</b>	Troponin I Antibody
<b>Species/Host</b>	Rabbit
<b>Reactivity</b>	Human, Mouse
<b>Conjugation</b>	Unconjugated
<b>Tested Applications</b>	IHC, WB
<b>Immunogen</b>	Between 1 and 50
<b>Target</b>	Troponin I
<b>Preservatives</b>	Borate Buffered Saline (BBS) pH 8.2 with 0.1% rAlbumin and 0.09% Sodium Azide
<b>Form/Appearance</b>	Whole IgG
<b>Concentration</b>	250 µg/ml
<b>Storage</b>	Shelf life: 1 year from date of receipt. Storage: 2 - 8°C
<b>Note</b>	For research use only
<b>Application notes</b>	Format: Whole IgG
<b>Clonality</b>	Recombinant
<b>Uniprot ID</b>	<b>P19429</b>
<b>Dilution Range</b>	WB: 1:1000, IHC: 1:100 to 1:500. Epitope retrieval with citrate buffer pH 6.0 is recommended for FFPE tissue sections
<b>Expiration Date</b>	12 months from date of receipt.



Detection of human Troponin I by western...



Detection of mouse Troponin I by western...



Detection of human Troponin I by immunoh...