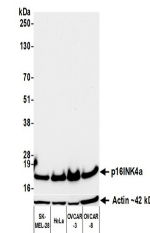


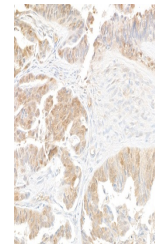
Product Datasheet

p16INK4a Antibody (orb1806437)

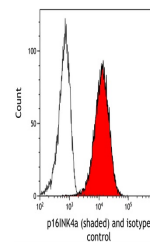
Description	p16INK4a Antibody
Species/Host	Mouse
Reactivity	Human
Conjugation	Unconjugated
Tested Applications	FC, ICC, IHC, WB
Immunogen	Human p16 INK4A
Target	p16INK4a
Preservatives	Borate Buffered Saline (BBS) pH 8.2 with 0.1% rAlbumin and 0.09% Sodium Azide
Form/Appearance	Whole IgG
Concentration	100 µg/ml
Storage	Shelf life: 1 year from date of receipt. Storage: 2 - 8°C
Note	For research use only
Application notes	Format: Whole IgG
Clonality	Recombinant
Uniprot ID	P42771
Dilution Range	WB: 1:1000, IHC: 1:100 to 1:500. Epitope retrieval with citrate buffer pH 6.0 is recommended for FFPE tissue sections, ICC: 1:100 to 1:500. Epitope retrieval with citrate buffer pH 6.0 is recommended for FFPE cell sections
Expiration Date	12 months from date of receipt.



Detection of human p16INK4a by western b...



Detection of human p16INK4a by immunohis...



Detection of human p16INK4a (shaded) in

...