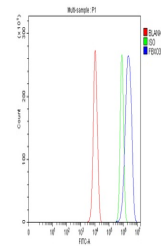


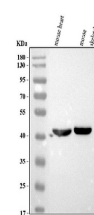
Product Datasheet

Anti-FBXO32 Antibody (orb1804662)

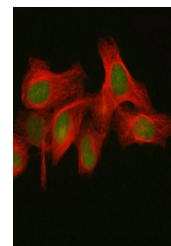
Description	Anti-FBXO32 Antibody
Species/Host	Rabbit
Reactivity	Human, Mouse
Conjugation	Unconjugated
Tested Applications	ELISA, FC, ICC, IF, WB
Immunogen	E.coli-derived human FBXO32 recombinant protein (Position: Q6-F355).
Form/Appearance	Lyophilized
Concentration	Adding 0.2 ml of distilled water will yield a concentration of 500 µg/ml.
Storage	At -20°C for one year from date of receipt. After reconstitution, at 4°C for one month. It can also be aliquotted and stored frozen at -20°C for six months. Avoid repeated freezing and thawing.
Note	For research use only
Application notes	Western blot, 0.25-0.5 µg/ml, Mouse Immunocytochemistry/Immunofluorescence, 5 µg/ml, Human Flow Cytometry (Fixed), 1-3 µg/1x10 ⁶ cells, Human ELISA, 0.1-0.5 µg/ml, Human. Tested Species: In-house tested species with positive results. Other applications have not been tested. Optimal dilutions should be determined by end users. Adding 0.2 ml of distilled water will yield a concentration of 500 µg/ml
Clonality	Polyclonal
MW	42 kDa
Uniprot ID	Q969P5
Expiration Date	12 months from date of receipt.



Flow Cytometry analysis of PC-3 cells us...



WB analysis of Fbx32/FBXO32 using anti-F...



IF analysis of Fbx32/FBXO32 using anti-F...