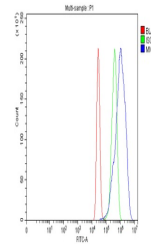


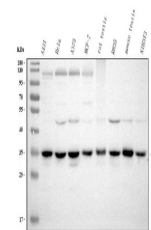
Product Datasheet

Anti-MNAT1 Antibody (orb1786109)

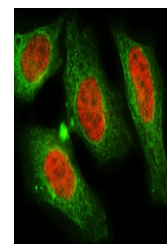
Description	Anti-MNAT1 Antibody
Species/Host	Rabbit
Reactivity	Human, Mouse, Rat
Conjugation	Unconjugated
Tested Applications	ELISA, FC, ICC, IF, WB
Immunogen	E.coli-derived human MNAT1 recombinant protein (Position: M1-S309).
Form/Appearance	Lyophilized
Concentration	Adding 0.2 ml of distilled water will yield a concentration of 500 µg/ml.
Storage	At -20°C for one year from date of receipt. After reconstitution, at 4°C for one month. It can also be aliquotted and stored frozen at -20°C for six months. Avoid repeated freezing and thawing.
Note	For research use only
Application notes	Western blot, 0.1-0.25 µg/ml, Human, Mouse, Rat Immunocytochemistry/Immunofluorescence, 5 µg/ml, Human Flow Cytometry (Fixed), 1-3 µg/1x10 ⁶ cells, Human ELISA, 0.1-0.5 µg/ml, Human. Tested Species: In-house tested species with positive results. Other applications have not been tested. Optimal dilutions should be determined by end users. Adding 0.2 ml of distilled water will yield a concentration of 500 µg/ml
Clonality	Polyclonal
MW	35 kDa
Uniprot ID	P51948
Expiration Date	12 months from date of receipt.



Flow Cytometry analysis of MCF-7 cells u...



WB analysis of MNAT1 using anti-MNAT1 an...



IF analysis of MNAT1 using anti-MNAT1 an...