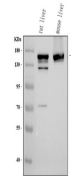


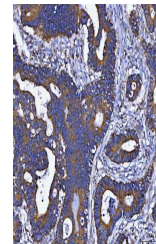
## Product Datasheet

### Anti-DAPK1 Antibody (orb1786045)

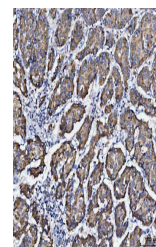
<b>Description</b>	Anti-DAPK1 Antibody
<b>Species/Host</b>	Rabbit
<b>Reactivity</b>	Human, Mouse, Rat
<b>Conjugation</b>	Unconjugated
<b>Tested Applications</b>	ELISA, IHC, WB
<b>Immunogen</b>	E.coli-derived human DAPK1 recombinant protein (Position: H545-Q1159).
<b>Form/Appearance</b>	Lyophilized
<b>Concentration</b>	Adding 0.2 ml of distilled water will yield a concentration of 500 µg/ml.
<b>Storage</b>	At -20°C for one year from date of receipt. After reconstitution, at 4°C for one month. It can also be aliquotted and stored frozen at -20°C for six months. Avoid repeated freezing and thawing.
<b>Note</b>	For research use only
<b>Application notes</b>	Western blot, 0.25-0.5 µg/ml, Mouse, Rat Immunohistochemistry, 2-5 µg/ml, Human ELISA, 0.1-0.5 µg/ml, Human. Tested Species: In-house tested species with positive results. Other applications have not been tested. Optimal dilutions should be determined by end users. Adding 0.2 ml of distilled water will yield a concentration of 500 µg/ml
<b>Clonality</b>	Polyclonal
<b>MW</b>	160 kDa
<b>Uniprot ID</b>	<b>P53355</b>
<b>Expiration Date</b>	12 months from date of receipt.



WB analysis of DAPK1 using anti-DAPK1 an...



IHC analysis of DAPK1 using anti-DAPK1 a...



IHC analysis of DAPK1 using anti-DAPK1 a...