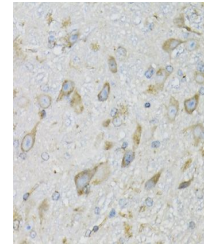


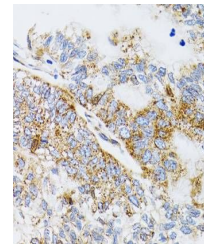
## Product Datasheet

### PDYN antibody (orb178546)

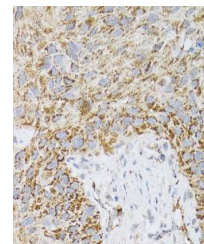
<b>Description</b>	Rabbit polyclonal antibody to PDYN.
<b>Reactivity</b>	Human, Mouse, Rat
<b>Conjugation</b>	Unconjugated
<b>Tested Applications</b>	IHC, WB
<b>Immunogen</b>	Recombinant fusion protein of human PDYN(NP_077722.1).
<b>Preservatives</b>	PBS with 0.02% sodium azide,50% glycerol,pH7.3.
<b>Concentration</b>	1mg/ml
<b>Storage</b>	Maintain refrigerated at 2-8°C for up to 2 weeks. For long term storage store at -20°C in small aliquots to prevent freeze-thaw cycles.
<b>Note</b>	For research use only
<b>Isotype</b>	IgG
<b>Clonality</b>	Polyclonal
<b>MW</b>	28kDa
<b>Uniprot ID</b>	<b>P01213</b>
<b>Dilution Range</b>	WB: 1:500-2000, IHC-P: 1:50-200
<b>Expiration Date</b>	12 months from date of receipt.



Immunohistochemical staining of mouse brain tissue showing PDYN expression.



Immunohistochemical staining of human gastric tissue showing PDYN expression.



Immunohistochemical staining of human lung tissue showing PDYN expression.