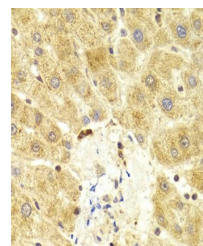


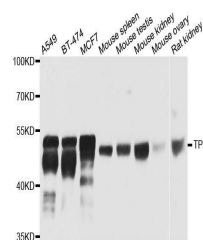
Product Datasheet

p53 antibody (orb178524)

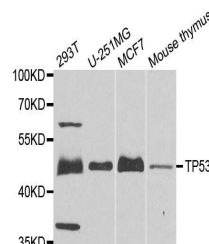
| | |
|----------------------------|---|
| Description | Rabbit polyclonal antibody to p53 |
| Species/Host | Rabbit |
| Reactivity | Human, Mouse, Rat |
| Conjugation | Unconjugated |
| Tested Applications | IHC, WB |
| Immunogen | A synthetic peptide of human p53 (NP_000537.3). |
| Preservatives | Buffer: PBS with 0.02% sodium azide, 50% glycerol, pH 7.3. |
| Concentration | 1 mg/ml |
| Storage | Maintain refrigerated at 2-8°C for up to 2 weeks. For long term storage store at -20°C in small aliquots to prevent freeze-thaw cycles. |
| Note | For research use only |
| Isotype | IgG |
| Clonality | Polyclonal |
| Purity | Affinity purification |
| MW | 53KDa |
| Uniprot ID | P04637 |
| Entrez | 7157 |
| Dilution Range | WB: 1:500-2000, IHC-P: 1:50-200, IP: 1:20-50 |
| Expiration Date | 12 months from date of receipt. |



Immunohistochemical staining of human ma...



WB analysis of extracts of various cells...



Western blot analysis of extracts of var...