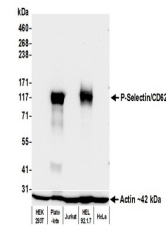


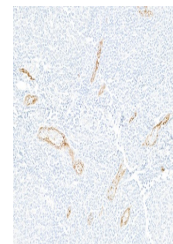
## Product Datasheet

### P-Selectin/CD62P Antibody (orb1784576)

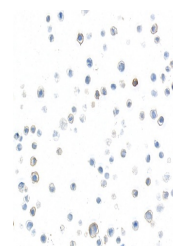
<b>Description</b>	P-Selectin/CD62P Antibody
<b>Species/Host</b>	Rabbit
<b>Reactivity</b>	Human
<b>Conjugation</b>	Unconjugated
<b>Tested Applications</b>	ICC, IF, IHC, WB
<b>Immunogen</b>	Residues 42-771 (ECD)
<b>Target</b>	P-Selectin/CD62P
<b>Preservatives</b>	Borate Buffered Saline (BBS) pH 8.2 with 0.09% Sodium Azide, rAlbumin-Free
<b>Form/Appearance</b>	Whole IgG
<b>Concentration</b>	1000 µg/ml
<b>Storage</b>	Shelf life: 1 year from date of receipt. Storage: 2 - 8°C
<b>Note</b>	For research use only
<b>Application notes</b>	Format: Whole IgG
<b>Clonality</b>	Recombinant
<b>Uniprot ID</b>	<b>P16109</b>
<b>Dilution Range</b>	WB: 1:1000, IHC: 1:100 to 1:500. Epitope retrieval with citrate buffer pH 6.0 is recommended for FFPE tissue sections, ICC: 1:100 to 1:500. Epitope retrieval with citrate buffer pH 6.0 is recommended for FFPE cell sections
<b>Expiration Date</b>	12 months from date of receipt.



Detection of human P-Selectin/CD62P by w...



Detection of human P-Selectin/CD62P by i...



Detection of human P-Selectin/CD62P by i...