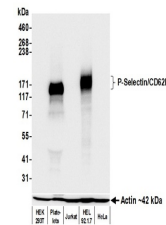


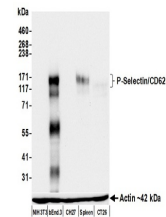
Product Datasheet

P-Selectin/CD62P Antibody (orb1784573)

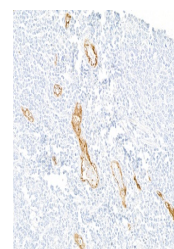
Description	P-Selectin/CD62P Antibody
Species/Host	Rabbit
Reactivity	Human, Mouse
Conjugation	Unconjugated
Tested Applications	FC, ICC, IF, IHC, IP, WB
Immunogen	Residues 42-709 (ECD)
Target	P-Selectin/CD62P
Preservatives	Borate Buffered Saline (BBS) pH 8.2 with 0.09% Sodium Azide, rAlbumin-Free
Form/Appearance	Whole IgG
Concentration	1000 µg/ml
Storage	Shelf life: 1 year from date of receipt. Storage: 2 - 8°C
Note	For research use only
Application notes	Format: Whole IgG
Clonality	Recombinant
Uniprot ID	Q01102
Dilution Range	WB: 1:1000, IP: 6 µl/mg lysate, IHC: 1:100 to 1:500. Epitope retrieval with citrate buffer pH 6.0 is recommended for FFPE tissue sections, ICC: 1:100 to 1:500. Epitope retrieval with citrate buffer pH 6.0 is recommended for FFPE cell sections
Expiration Date	12 months from date of receipt.



Detection of human P-Selectin/CD62P by w...



Detection of mouse P-Selectin/CD62P by w...



Detection of human P-Selectin/CD62P by i...