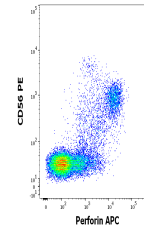


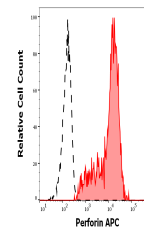
Product Datasheet

Perforin Antibody (APC) (orb1742786)

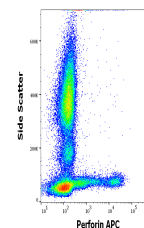
Description	Perforin is a 70 kDa cytolytic protein with structural and functional similarities to complement com...
Reactivity	Bovine, Human
Conjugation	APC
Tested Applications	FC
Immunogen	purified granules from human YT lymphoma cell line
Target	Perforin
Preservatives	Stabilizing phosphate buffered saline (PBS), pH 7.4, 15 mM sodium azide
Storage	Store at 2-8°C. Protect from prolonged exposure to light. Do not freeze.
Note	For research use only
Application notes	Flow cytometry: The reagent is designed for analysis of human blood cells using 10 µl reagent / 100 µl of whole blood or 106 cells in a suspension. The content of a vial (1 ml) is sufficient for 100 tests. Intracellular staining.
Isotype	Mouse IgG2b kappa
Clonality	Monoclonal
Uniprot ID	P14222
Entrez	5551
Expiration Date	12 months from date of receipt.



Flow cytometry multicolor surface staini...



Separation of human Perforin positive CD...



Flow cytometry intracellular staining pa...