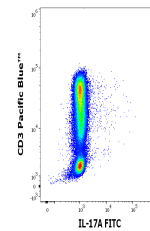


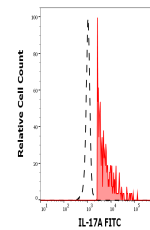
Product Datasheet

IL-17A Antibody (FITC) (orb1729628)

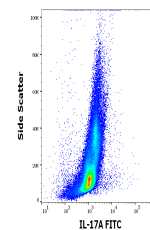
Description	Interleukin 17A (IL-17A) is a proinflammatory cytokine produced by activated T cells. IL-17A-mediate...
Reactivity	Human
Conjugation	FITC
Tested Applications	FC
Immunogen	mammalian-derived human IL-17-IgG fusion protein, boost with recombinant human IL-17A
Target	IL-17A
Preservatives	Stabilizing phosphate buffered saline (PBS), pH 7.4, 15 mM sodium azide
Storage	Store at 2-8°C. Protect from prolonged exposure to light. Do not freeze.
Note	For research use only
Application notes	Flow cytometry: The reagent is designed for analysis of human blood cells using 4 µl reagent / 100 µl of whole blood or 106 cells in a suspension. The content of a vial (0.4 ml) is sufficient for 100 tests. Intracellular staining.
Isotype	Mouse IgG1 kappa
Clonality	Monoclonal
Uniprot ID	Q16552
Entrez	3605
Expiration Date	12 months from date of receipt.



Flow cytometry multicolor surface staini...



Separation of human CD17A positive CD3 p...



Flow cytometry intracellular staining pa...