
Product Datasheet

PLEKHG5 Antibody (orb1728206)

Description

PLEKHG5 Antibody

Species/Host

Rabbit

Reactivity

Human

Conjugation

Unconjugated

Tested Applications

ELISA, ICC, IF, IHC, WB

Immunogen

E.coli-derived human PLEKHG5 recombinant protein (Position: Q58-K974).

Form/Appearance

Lyophilized

Concentration

Adding 0.2 ml of distilled water will yield a concentration of 500 µg/ml.

Storage

At -20°C for one year from date of receipt. After reconstitution, at 4°C for one month. It can also be aliquotted and stored frozen at -20°C for six months. Avoid repeated freezing and thawing.

Note

For research use only

Application notes

Western blot, 0.25-0.5 µg/ml, Human Immunohistochemistry(Paraffin-embedded Section), 2-5 µg/ml, Human Immunocytochemistry/Immunofluorescence, 5 µg/ml, Human Immunofluorescence, 5 µg/ml, Human Direct ELISA, 0.1-0.5 µg/ml, Human. Tested Species: In-house tested species with positive results. Other applications have not been tested. Optimal dilutions should be determined by end users. Adding 0.2 ml of distilled water will yield a concentration of 500 µg/ml

Clonality

Polyclonal

MW

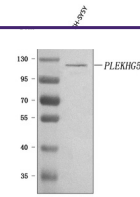
125 kDa

Uniprot ID
[A0A5F9ZHW8](#)
Dilution Range

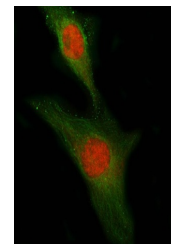
Western blot, 0.25-0.5 µg/ml, Human Immunohistochemistry(Paraffin-embedded Section), 2-5 µg/ml, Human Immunocytochemistry/Immunofluorescence, 5 µg/ml, Human Direct ELISA, 0.1-0.5 µg/ml, Human

Expiration Date

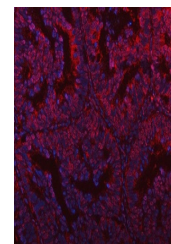
12 months from date of receipt.



WB analysis of PLEKHG5 using anti-PLEKHG...



IF analysis of PLEKHG5 using anti-PLEKHG...



IF analysis of PLEKHG5 using anti-PLEKHG...