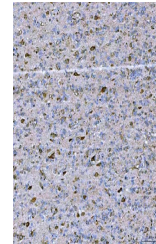


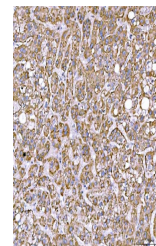
Product Datasheet

STAP2 Antibody (orb1676508)

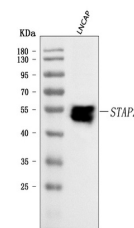
Description	STAP2 Antibody
Species/Host	Rabbit
Reactivity	Human
Conjugation	Unconjugated
Tested Applications	ELISA, FC, IHC, WB
Immunogen	E.coli-derived human STAP2 recombinant protein (Position: E95-Q392).
Form/Appearance	Lyophilized
Concentration	Adding 0.2 ml of distilled water will yield a concentration of 500 µg/ml.
Storage	At -20°C for one year from date of receipt. After reconstitution, at 4°C for one month. It can also be aliquotted and stored frozen at -20°C for six months. Avoid repeated freezing and thawing.
Note	For research use only
Application notes	Tested Species: In-house tested species with positive results. Other applications have not been tested. Optimal dilutions should be determined by end users. Adding 0.2 ml of distilled water will yield a concentration of 500 µg/ml.
Clonality	Polyclonal
MW	50-55 kDa
Uniprot ID	Q9UGK3
Expiration Date	12 months from date of receipt.



IHC analysis of STAP2 using anti-STAP2 a...



IHC analysis of STAP2 using anti-STAP2 a...



Western blot analysis of STAP2 using ant...