Product Datasheet

RPS15A Antibody (orb1676307)

Description	RPS15A Antibody
Species/Host	Rabbit
Reactivity	Human, Mouse, Rat
Conjugation	Unconjugated
Tested Applications	ELISA, FC, ICC, IF, IHC, WB
Immunogen	E.coli-derived human RPS15A recombinant protein (Position: M1-H113).
Form/Appearance	Lyophilized
Concentration	Adding 0.2 ml of distilled water will yield a concentration of 500 µg/ml.
Storage	At -20°C for one year from date of receipt. After reconstitution, at 4°C for one month. It can also be aliquotted and stored frozen at -20°C for six months. Avoid repeated freezing and thawing.
Note	For research use only
Application notes	Tested Species: In-house tested species with positive results. Other applications have not been tested. Optimal dilutions should be determined by end users. Adding 0.2 ml of distilled water will yield a concentration of 500 µg/ml.
Clonality	Polyclonal
MW	15 kDa
Uniprot ID	**P62244**
Dilution Range	Western blot, 0.1-0.25 µg/ml, Human, Mouse, Rat Immunohistochemistry(Paraffin-embedded Section), 2-5 µg/ml, Human Immunocytochemistry/Immunofluorescence, 5 µg/ml, Human Flow Cytometry, 1-3 µg/1x106 cells, Human Direct ELISA, 0.1-0.5 µg/ml, Human
Expiration Date	12 months from date of receipt.

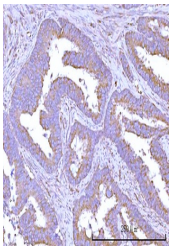

IHC analysis of RPS15A using anti-RPS15A...

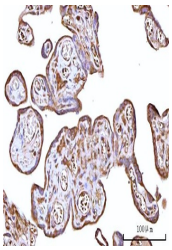

IHC analysis of RPS15A using anti-RPS15A...

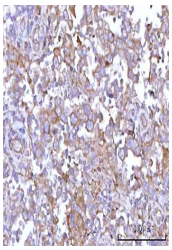

IHC analysis of RPS15A using anti-RPS15A...

Biorbyt Ltd.
7 Signet Court, Swann's Road, Cambridge, CB5 8LA, United Kingdom
Email: **info@biorbyt.com** | Phone: **+44 (0) 1223 859-353** | Fax: +44 (0)1223 280 240

Biorbyt LLC.
68 TW Alexander Drive
Research Triangle Park
Durham, North Carolina
27709. United States
Email: **info@biorbyt.com** | Phone: **+1 (415) 906-5211** | Fax: +1 (415) 651-8558