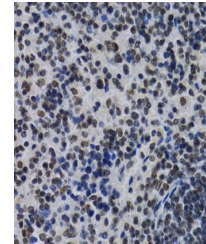


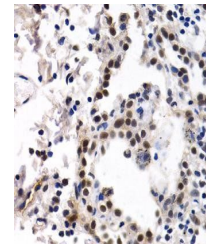
Product Datasheet

ID3 antibody (orb167289)

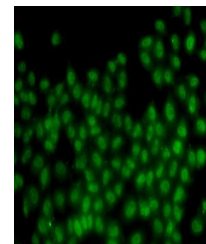
Description	Rabbit polyclonal antibody to ID3.
Reactivity	Human, Mouse, Rat
Conjugation	Unconjugated
Tested Applications	ICC, IF, IHC
Immunogen	Recombinant fusion protein of human ID3(NP_002158.3).
Preservatives	PBS with 0.02% sodium azide,50% glycerol,pH7.3.
Storage	Maintain refrigerated at 2-8°C for up to 2 weeks. For long term storage store at -20°C in small aliquots to prevent freeze-thaw cycles.
Note	For research use only
Isotype	IgG
Clonality	Polyclonal
MW	12kDa
Uniprot ID	Q02535
Dilution Range	WB: 1:500-2000, IHC-P: 1:50-200, IF/ICC: 1:50-100
Expiration Date	12 months from date of receipt.



Immunohistochemical staining of mouse sp...



Immunohistochemical staining of human lu...



Immunofluorescence analysis of HeLa cell...