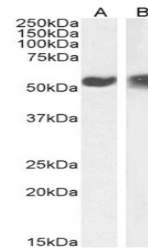


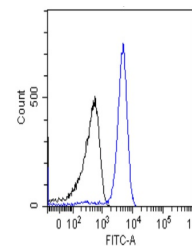
Product Datasheet

IGKV1OR1-1 Antibody (orb1672202)

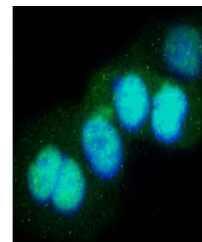
Description	IGKV1OR1-1 Antibody
Reactivity	Human, Monkey, Mouse, Rabbit, Rat
Conjugation	Unconjugated
Tested Applications	ELISA, IF, IHC-Fr, IHC-P, IP, In vivo, WB
Immunogen	Synthetic peptide corresponding to aa 371-380 of human p53.
Target	IGKV1OR1-1
Preservatives	PBS with 0.02% Proclin 300.
Concentration	batch dependent
Storage	Store at 4°C for up to 3 months. For longer storage, aliquot and store at -20°C.
Note	For research use only
Isotype	IgG kappa
Clonality	Recombinant
Uniprot ID	P04637
Expiration Date	12 months from date of receipt.



Western Blot using anti-p53 antibody P00...



Flow-cytometry using the anti-p53 antibo...



Immunofluorescence staining of fixed A43...