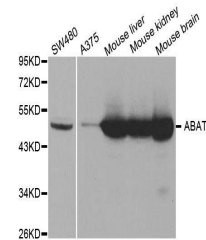


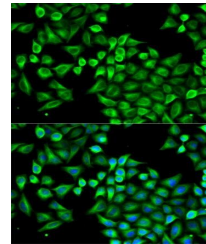
Product Datasheet

ABAT antibody (orb167213)

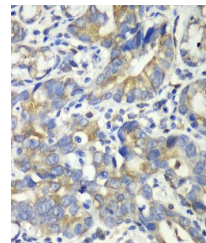
Description	Rabbit polyclonal antibody to ABAT
Reactivity	Human, Mouse, Rat
Conjugation	Unconjugated
Tested Applications	ICC, IF, WB
Immunogen	Recombinant fusion protein of human GABA transaminase (GABA transaminase (ABAT))(NP_001120920.1).
Preservatives	PBS with 0.01% thiomersal, 50% glycerol, pH 7.3.
Concentration	1 mg/ml
Storage	Maintain refrigerated at 2-8°C for up to 2 weeks. For long term storage store at -20°C in small aliquots to prevent freeze-thaw cycles.
Note	For research use only
Isotype	IgG
Clonality	Polyclonal
MW	50KDa
Uniprot ID	P80404
Dilution Range	WB: 1:500-2000, IHC-P: 1:50-200, IF/ICC: 1:50-200
Expiration Date	12 months from date of receipt.



Western blot analysis of extracts of var...



Immunofluorescence analysis of A549 cell...



Immunohistochemistry of paraffin-embedde...