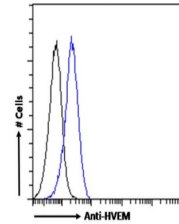


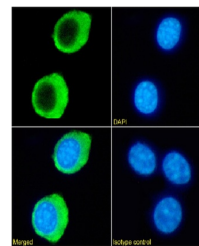
## Product Datasheet

# HVEM Antibody [HMHV-1B18], Rabbit IgG (orb1671795)

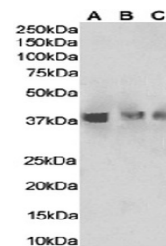
<b>Description</b>	HVEM Antibody [HMHV-1B18], Rabbit IgG
<b>Reactivity</b>	Mouse
<b>Conjugation</b>	Unconjugated
<b>Tested Applications</b>	Blocking, FA, FC, IP, WB
<b>Immunogen</b>	This antibody was raised by immunising Armenian hamsters with mouse HVEM:Fc fusion protein.
<b>Preservatives</b>	PBS with 0.02% Proclin 300.
<b>Concentration</b>	batch dependent
<b>Storage</b>	Store at 4°C for up to 3 months. For longer storage, aliquot and store at -20°C.
<b>Note</b>	For research use only
<b>Isotype</b>	IgG kappa
<b>Clonality</b>	Recombinant
<b>Uniprot ID</b>	<b>Q71F55</b>
<b>Expiration Date</b>	12 months from date of receipt.



Flow cytometry using the Anti-HVEM antib...



Immunofluorescence staining of fixed RAW...



Western Blot using anti-HVEM antibody HM...