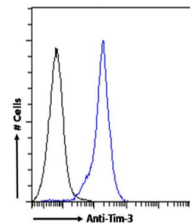


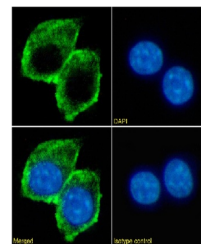
## Product Datasheet

### Havcr2 Antibody (orb1671768)

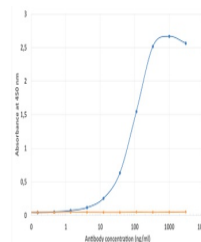
<b>Description</b>	Havcr2 Antibody
<b>Reactivity</b>	Mouse
<b>Conjugation</b>	Unconjugated
<b>Tested Applications</b>	Blocking, FC, IF, IHC
<b>Immunogen</b>	This antibody was raised by immunising rats with TIM-3:Ig fusion protein emulsified in complete Freund's adjuvant.
<b>Target</b>	Havcr2
<b>Preservatives</b>	PBS with 0.02% Proclin 300.
<b>Concentration</b>	batch dependent
<b>Storage</b>	Store at 4°C for up to 3 months. For longer storage, aliquot and store at -20°C.
<b>Note</b>	For research use only
<b>Isotype</b>	IgG kappa
<b>Clonality</b>	Recombinant
<b>Uniprot ID</b>	<b>Q8VIM0</b>
<b>Expiration Date</b>	12 months from date of receipt.



Flow cytometry using the Anti-Tim-3 anti...



Immunofluorescence staining of fixed RAW...



ELISA of anti-TIM-3 antibody on TIM-3-Fc...