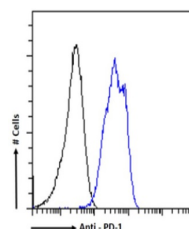


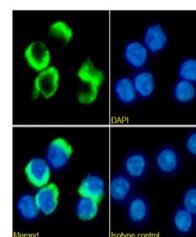
Product Datasheet

Pdcd1 Antibody (orb1671671)


Description	Pdcd1 Antibody
Reactivity	Mouse
Conjugation	Unconjugated
Tested Applications	Depletion, ELISA, FC, IHC, IP, NeA
Immunogen	This antibody was raised by immunising Armenian hamsters with B12 cells, a PD-1 cDNA transfectant of BHK cells.
Target	Pdcd1
Preservatives	PBS with 0.02% Proclin 300.
Concentration	batch dependent
Storage	Store at 4°C for up to 3 months. For longer storage, aliquot and store at -20°C.
Note	For research use only
Isotype	IgG lambda
Clonality	Recombinant
Uniprot ID	Q02242
Expiration Date	12 months from date of receipt.



Flow cytometry using the Anti-PD-1 antibody...



Immunofluorescence staining of mouse spleen...



Western Blot using Anti-PD-1 antibody J4...