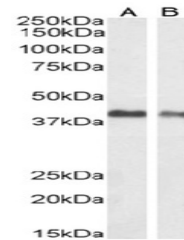


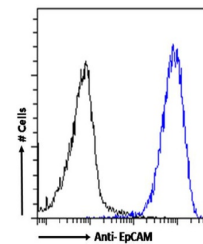
Product Datasheet

EPCAM Antibody (orb1671668)

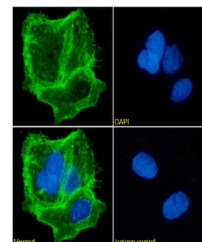
Description	EPCAM Antibody
Reactivity	Human
Conjugation	Unconjugated
Tested Applications	FC, IF, IHC, IP, RIA, WB
Immunogen	This antibody was raised by immunising BALB/c mice with the human colon carcinoma cell line HT-29.
Target	EPCAM
Preservatives	PBS with 0.02% Proclin 300.
Concentration	batch dependent
Storage	Store at 4°C for up to 3 months. For longer storage, aliquot and store at -20°C.
Note	For research use only
Isotype	IgG1 kappa
Clonality	Recombinant
Uniprot ID	P16422
Expiration Date	12 months from date of receipt.



Western Blot using anti-EpCAM antibody H...



Flow-cytometry using the anti-EpCAM anti...



Immunofluorescence staining of Caco-2 ce...