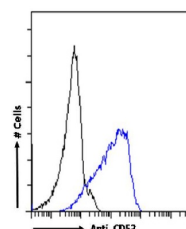


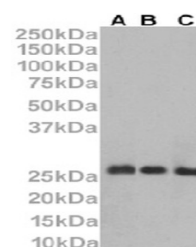
## Product Datasheet

### CD53 Antibody (orb1671659)

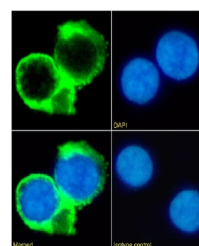
<b>Description</b>	CD53 Antibody
<b>Reactivity</b>	Human
<b>Conjugation</b>	Unconjugated
<b>Tested Applications</b>	FC, IF, IHC, IP, WB
<b>Immunogen</b>	This antibody was raised by immunising mice with human leukemia cells.
<b>Target</b>	CD53
<b>Preservatives</b>	PBS with 0.02% Proclin 300.
<b>Concentration</b>	batch dependent
<b>Storage</b>	Store at 4°C for up to 3 months. For longer storage, aliquot and store at -20°C.
<b>Note</b>	For research use only
<b>Isotype</b>	IgG kappa
<b>Clonality</b>	Recombinant
<b>Uniprot ID</b>	<b>P19397</b>
<b>Expiration Date</b>	12 months from date of receipt.



Flow cytometry using the Anti-CD53 antibody...



Western Blot using anti-CD53 antibody HD...



Immunofluorescence staining of fixed Dau...