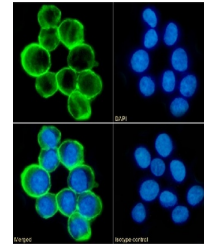


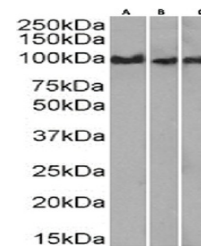
Product Datasheet

SPN Antibody (orb1671628)

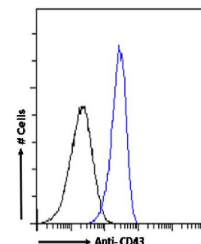
| | |
|----------------------------|--|
| Description | SPN Antibody |
| Reactivity | Human |
| Conjugation | Unconjugated |
| Tested Applications | FC, IF, IHC, IP, WB |
| Immunogen | This antibody was raised by immunizing mice with stimulated human leukocytes. |
| Target | SPN |
| Preservatives | PBS with 0.02% Proclin 300. |
| Concentration | batch dependent |
| Storage | Store at 4°C for up to 3 months. For longer storage, aliquot and store at -20°C. |
| Note | For research use only |
| Isotype | IgG kappa |
| Clonality | Recombinant |
| Uniprot ID | P16150 |
| Expiration Date | 12 months from date of receipt. |



Immunofluorescence staining of fixed K562...



Western Blot using anti-CD43 antibody 84...



Flow cytometry using the anti-CD43 antib...