



Product Datasheet

TriMethyl-Histone H3-K9 antibody (orb167161)

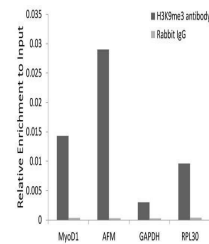
Description	Rabbit polyclonal antibody to TriMethyl-Histone H3-K9
Reactivity	All, Human, Mouse, Rat
Conjugation	Unconjugated
Tested Applications	ChIP, DOT, ICC, IF, IHC, WB
Immunogen	A synthetic trimethylated peptide around K9 of human histone H3(NP_003520.1).
Preservatives	PBS with 0.01% thiomersal,50% glycerol,pH7.3.
Concentration	1 mg/ml
Storage	Store at -20°C. Avoid freeze / thaw cycles.
Note	For research use only
Isotype	IgG
Clonality	Polyclonal
MW	17KDa
Uniprot ID	Q16695
Dilution Range	WB: 1:500-2000, IHC-P: 1:50-200, IF/ICC: 1:50-200, IP: 1:50-200, ChIP: 1:50-200, ChIP
Expiration Date	12 months from date of receipt.



Immunofluorescence analysis of 293T cell...



Dot-blot analysis of all sorts of methyl...



Chromatin immunoprecipitation analysis e...