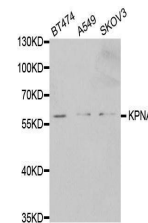


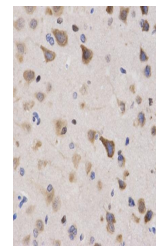
Product Datasheet

KPNA4 antibody (orb167159)

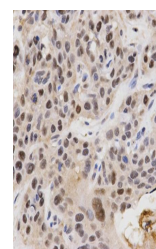
Description	Rabbit polyclonal antibody to KPNA4
Reactivity	Human, Mouse, Rat
Conjugation	Unconjugated
Tested Applications	ICC, IF, IHC, WB
Immunogen	Recombinant fusion protein of human KPNA4(NP_002259.1).
Preservatives	PBS with 0.02% sodium azide,50% glycerol,pH7.3.
Concentration	1 mg/ml
Storage	Store at -20°C. Avoid freeze / thaw cycles.
Note	For research use only
Isotype	IgG
Clonality	Polyclonal
MW	58kDa
Uniprot ID	O00629
Dilution Range	WB: 1:500-2000, IHC-P: 1:50-200, IF/ICC: 1:50-200
Expiration Date	12 months from date of receipt.



Western blot analysis of extracts of var...



IHC-P image of rat brain tissue using KP...



IHC-P staining of human esophageal cance...