

Product Datasheet

ACVR2A antibody (orb167135)

Description Rabbit polyclonal antibody to ACVR2A.

Reactivity Human, Mouse, Rat

Conjugation Unconjugated

Tested Applications ICC, IF, IHC, WB

Immunogen Recombinant fusion protein of human ACVR2A(NP_001607.1).

Preservatives PBS with 0.05% proclin300,50% glycerol,pH7.3.

Storage Maintain refrigerated at 2-8°C for up to 2 weeks. For long term storage store at -20°C in small aliquots to prevent freeze-thaw cycles.

Note For research use only

Isotype IgG

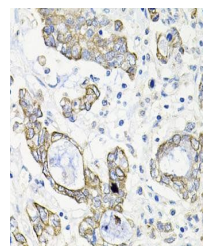
Clonality Polyclonal

MW 58KDa

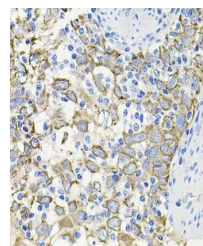
Uniprot ID **P27037**

Dilution Range WB: 1:500-2000, IHC-P: 1:100-200

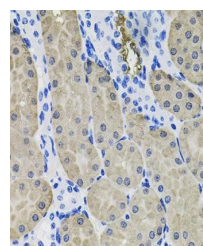
Expiration Date 12 months from date of receipt.



Immunohistochemical staining of human es...



Immunohistochemical staining of human st...



Immunohistochemical staining of human ga...