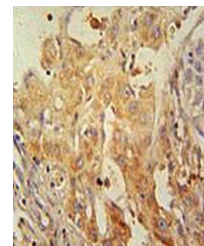
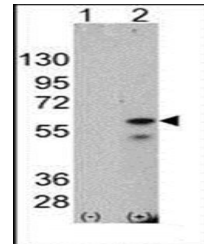


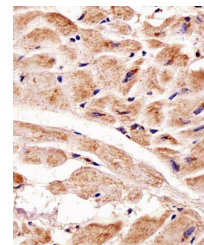
## Product Datasheet

### PINK1 antibody (orb167066)

<b>Description</b>	Mouse monoclonal antibody to PINK1.
<b>Species/Host</b>	Mouse
<b>Reactivity</b>	Human
<b>Conjugation</b>	Unconjugated
<b>Tested Applications</b>	IF, IHC-P, WB
<b>Target</b>	PINK1
<b>Form/Appearance</b>	Purified monoclonal antibody supplied in PBS with 0.09% (W/V) sodium azide. This antibody is purified through a protein G column, followed by dialysis against PBS.
<b>Storage</b>	Maintain refrigerated at 2-8°C for up to 2 weeks. For long term storage store at -20°C in small aliquots to prevent freeze-thaw cycles
<b>Note</b>	For research use only
<b>Isotype</b>	IgG1
<b>Clonality</b>	Monoclonal
<b>MW</b>	62769
<b>Uniprot ID</b>	<a href="#">Q9BXM7</a>
<b>NCBI</b>	<a href="#">NP_115785.1</a>
<b>Dilution Range</b>	WB: 1:100-500, IHC-P: 1:50-100, IF/ICC: 1:25
<b>Expiration Date</b>	12 months from date of receipt.



Immunohistochemical analysis of formalin...



Immunohistochemical analysis of formalin...