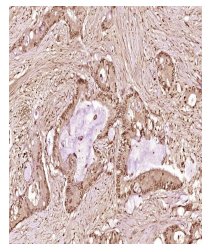


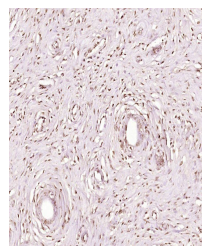
Product Datasheet

TRRAP antibody (orb158656)

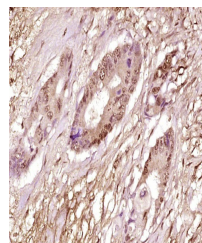
Description	TRRAP antibody
Species/Host	Rabbit
Reactivity	Human, Rat
Conjugation	Unconjugated
Tested Applications	IHC-P
Immunogen	KLH conjugated synthetic peptide derived from human TRRAP (3401-3600/3859 aa)
Target	TRRAP
Preservatives	0.01M TBS(pH7.4) with 1% rAlbumin, 0.03% Proclin300 and 50% Glycerol.
Form/Appearance	Liquid
Concentration	1mg/ml
Storage	Shipped at 4°C. Store at -20 °C for one year. Avoid repeated freeze/thaw cycles.
Note	For research use only
Isotype	IgG
Clonality	Polyclonal
MW	438 kDa
Uniprot ID	Q9Y4A5
Dilution Range	IHC-P=1:100-500
Expiration Date	12 months from date of receipt.



Immunohistochemical staining of rat uterus



Immunohistochemical staining of rat uterus



Immunohistochemical staining of Human cells